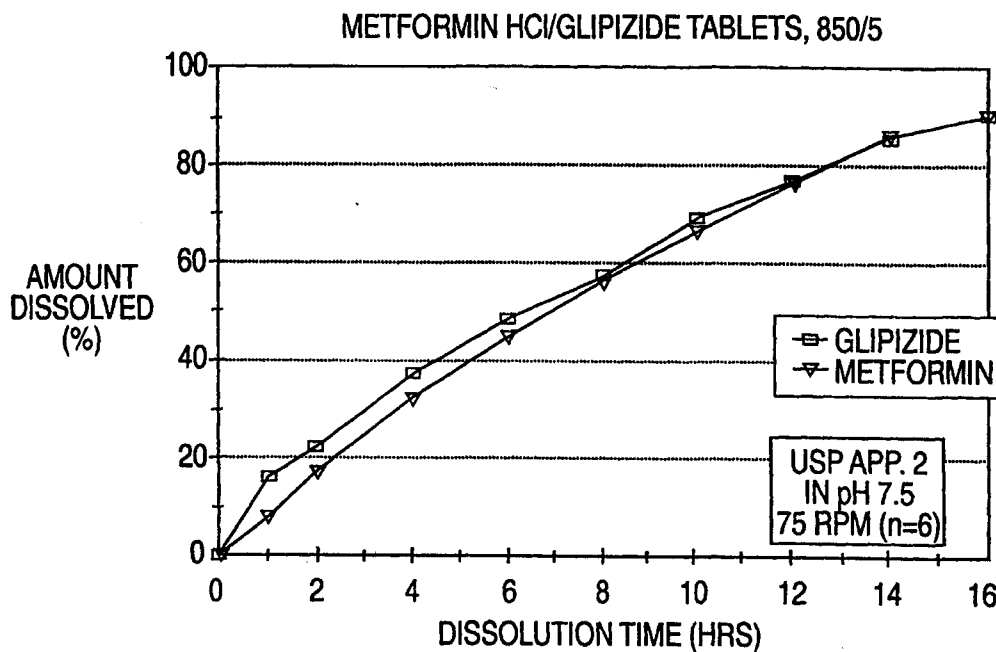




INTERNATIONAL APPLICATION PUBLISHED UNDER THE PATENT COOPERATION TREATY (PCT)

(51) International Patent Classification ⁷ : A61K 31/64, 9/28 // (A61K 31/64, 31:155)		A1	(11) International Publication Number: WO 00/12097
			(43) International Publication Date: 9 March 2000 (09.03.00)
(21) International Application Number: PCT/US99/19978		(81) Designated States: AL, AM, AT, AU, AZ, BA, BB, BG, BR, BY, CA, CH, CN, CU, CZ, DE, DK, EE, ES, FI, GB, GE, GH, GM, HR, HU, ID, IL, IS, JP, KE, KG, KP, KR, KZ, LC, LK, LR, LS, LT, LU, LV, MD, MG, MK, MN, MW, MX, NO, NZ, PL, PT, RO, RU, SD, SE, SG, SI, SK, SL, TJ, TM, TR, TT, UA, UG, UZ, VN, YU, ZW, ARIPO patent (GH, GM, KE, LS, MW, SD, SL, SZ, UG, ZW), Eurasian patent (AM, AZ, BY, KG, KZ, MD, RU, TJ, TM), European patent (AT, BE, CH, CY, DE, DK, ES, FI, FR, GB, GR, IE, IT, LU, MC, NL, PT, SE), OAPI patent (BF, BJ, CF, CG, CI, CM, GA, GN, GW, ML, MR, NE, SN, TD, TG).	
(22) International Filing Date: 31 August 1999 (31.08.99)			
(30) Priority Data: 09/132,796 31 August 1998 (31.08.98) US			
(71) Applicant: ANDRX PHARMACEUTICALS, INC. [US/US]; Suite 201, 4001 S.W. 47th Avenue, Fort Lauderdale, FL 33314 (US).			
(72) Inventors: CHEN, Chih-Ming; 10680 S.W. 40th Manor, Davie, FL 33328 (US). CHENG, Xiu, Xiu; Apartment 506, 3150 W. Rolling Hills Circle, Davie, FL 33328 (US). CHOU, Joseph; 5755 N.W. 54th Place, Coral Springs, FL 33067 (US). JAN, Steve; 512 N.W. 120th Drive, Coral Springs, FL 33071 (US).		Published <i>With international search report. Before the expiration of the time limit for amending the claims and to be republished in the event of the receipt of amendments.</i>	
(74) Agent: ENDRES, Martin, P.; Hedman, Gibson & Costigan, P.C., 1185 Avenue of the Americas, New York, NY 10036 (US).			

(54) Title: CONTROLLED RELEASE TABLET COMPRISING A HYPOGLYCEMIC DRUG AND AN ANTIHYPERGLYCEMIC DRUG



(57) Abstract

A controlled release pharmaceutical tablet containing antihyperglycemic drug and a hypoglycemic drug that does not contain an expanding or gelling polymer layer and comprising a core containing the antihyperglycemic drug and the hypoglycemic drug, a semipermeable coating membrane surrounding the core and at least one passageway in the membrane to allow the drugs to be released from the core.

FOR THE PURPOSES OF INFORMATION ONLY

Codes used to identify States party to the PCT on the front pages of pamphlets publishing international applications under the PCT.

AL	Albania	ES	Spain	LS	Lesotho	SI	Slovenia
AM	Armenia	FI	Finland	LT	Lithuania	SK	Slovakia
AT	Austria	FR	France	LU	Luxembourg	SN	Senegal
AU	Australia	GA	Gabon	LV	Latvia	SZ	Swaziland
AZ	Azerbaijan	GB	United Kingdom	MC	Monaco	TD	Chad
BA	Bosnia and Herzegovina	GE	Georgia	MD	Republic of Moldova	TG	Togo
BB	Barbados	GH	Ghana	MG	Madagascar	TJ	Tajikistan
BE	Belgium	GN	Guinea	MK	The former Yugoslav Republic of Macedonia	TM	Turkmenistan
BF	Burkina Faso	GR	Greece			TR	Turkey
BG	Bulgaria	HU	Hungary	ML	Mali	TT	Trinidad and Tobago
BJ	Benin	IE	Ireland	MN	Mongolia	UA	Ukraine
BR	Brazil	IL	Israel	MR	Mauritania	UG	Uganda
BY	Belarus	IS	Iceland	MW	Malawi	US	United States of America
CA	Canada	IT	Italy	MX	Mexico	UZ	Uzbekistan
CF	Central African Republic	JP	Japan	NE	Niger	VN	Viet Nam
CG	Congo	KE	Kenya	NL	Netherlands	YU	Yugoslavia
CH	Switzerland	KG	Kyrgyzstan	NO	Norway	ZW	Zimbabwe
CI	Côte d'Ivoire	KP	Democratic People's Republic of Korea	NZ	New Zealand		
CM	Cameroon			PL	Poland		
CN	China	KR	Republic of Korea	PT	Portugal		
CU	Cuba	KZ	Kazakstan	RO	Romania		
CZ	Czech Republic	LC	Saint Lucia	RU	Russian Federation		
DE	Germany	LI	Liechtenstein	SD	Sudan		
DK	Denmark	LK	Sri Lanka	SE	Sweden		
EE	Estonia	LR	Liberia	SG	Singapore		

CONTROLLED RELEASE TABLET COMPRISING A HYPOGLYCEMIC DRUG AND AN ANTIHYPERGLYCEMIC DRUG

BACKGROUND OF THE INVENTION:

The present invention relates to controlled release unit dose

- 5 formulations containing an antihyperglycemic drug and a hypoglycemic drug. As used in this specification the term "antihyperglycemic" refers to a drug that is useful in controlling or managing noninsulin-dependent diabetes mellitus (NIDDM) by decreasing hepatic glucose production, decreasing intestinal absorption of glucose and/or improving insulin sensitivity.
- 10 Biguanides are the preferred antihyperglycemic drugs. As used in this specification the term "hypoglycemic" refers to a drug that is useful in controlling or managing noninsulin-dependent diabetes mellitus (NIDDM) by stimulating the release of insulin from the pancreas. Sulfonylureas are the preferred hypoglycemic drugs.
- 15 In a preferred embodiment, the present invention relates to an oral dosage form comprising a unique combination of a biguanide and a sulfonylurea. The biguanide is preferably metformin or buformin or a pharmaceutically acceptable salt thereof such as metformin hydrochloride or the metformin salts described in United States Patent Nos. 3,957,853 and
- 20 4,080,472 which are incorporated herein by reference. The sulfonylurea compound is preferably glipizide as described in United States Patent No. 5,545,413 or glyburide. Other possible sulfonylurea compounds such as glibornuride, glisoxepide, gliclazide acetohexamide, chlorpropamide,

tolazamide, tolbutamide and tolbutamide which are described in United States Patent Nos. 5,674,900 and 4,708,868, which are incorporated herein by reference, may also be employed.

5 The dosage form of the present invention can provide therapeutic levels of the drugs from twelve to twenty-four hour periods. In a preferred embodiment, the dosage form will be administered once a day and provide therapeutic levels of the drug throughout the day.

10 In the prior art, many techniques have been used to provide controlled and extended-release pharmaceutical dosage forms in order to maintain therapeutic serum levels of medicaments and to minimize the effects of missed doses of drugs caused by a lack of patient compliance.

In the prior art are extended release tablets which employ either a biguanide drug alone or a sulfonylurea drug alone. For example WO 96/08243 discloses a controlled release dosage form containing only
15 metformin HCl, a biguanide, as the active ingredient and employs a hydrogel to push the active ingredient from the dosage form. Similarly, United States Patent Nos. 5,545,413, 5,591,454 and 5,091,190 disclose controlled release dosage forms containing only the drug glipizide and employ a hydrogel to push the active ingredient from the dosage form.

20 The 50th edition of the Physicians' Desk Reference®, copyright 1996, suggests administering to a patient a metformin HCl dosage form commercially available from Bristol-Myers Squibb Co. under the tradename GLUCOPHAGE® and a dosage form of a sulfonylurea compound such as

glyburide. More specifically, page 753 of the 50th edition of the Physicians' Desk Reference states that if adequate glycemic control is not attained with GLUCOPHAGE® monotherapy, the combination of GLUCOPHAGE® and a sulfonylurea such as glyburide may have a synergistic effect, since both

5 active ingredients act to improve glucose tolerance by different mechanism.

According to the 50th edition of the Physicians' Desk Reference, the GLUCOPHAGE® dosage form is believed to function by decreasing hepatic glucose production, decreasing intestinal absorption of glucose and improving insulin sensitivity, while the sulfonylurea compound is believed to

10 lower the blood glucose levels by stimulating the release of insulin from the pancreas.

Although the 50th edition of the Physicians' Desk Reference suggests the combined administration of metformin HCl and a sulfonylurea compound, it fails to suggest a single unitary controlled release dosage

15 form comprising both an antihyperglycemic drug and a hypoglycemic drug that can provide continuous and non-pulsating therapeutic levels of an antihyperglycemic drug and a hypoglycemic drug to an animal in need of such treatment over a twelve hour or twenty-four hour period.

It is an object of the present invention to provide a controlled or

20 sustained release formulation that contains both an antihyperglycemic drug and a hypoglycemic drug.

It is a further object of the present invention to provide a controlled or sustained release formulation that contains both an antihyperglycemic drug

and a hypoglycemic drug that does not employ an expanding or gel forming material to push the drugs out.

It is a further object of the present invention to provide a controlled or sustained release formulation that contains both an antihyperglycemic drug
5 and a hypoglycemic drug that can provide continuous and non-pulsating therapeutic levels of an antihyperglycemic drug to an animal in need of such treatment over a twelve hour or twenty-four hour period.

It is also an object of this invention to provide a controlled or sustained release pharmaceutical tablet having a homogeneous core
10 wherein the core component may be made using ordinary tablet compression techniques.

SUMMARY OF THE INVENTION

The foregoing objectives are met by a controlled release dosage
15 form which comprises:

(a) a core which comprises:

- (i) an antihyperglycemic drug;
- (ii) a hypoglycemic drug;
- (iii) a binding agent; and
- 20 (iv) optionally, an absorption enhancer;

(b) optionally a seal coating layer around the core;

(c) a semipermeable coating membrane surrounding the core; and

(d) at least one passageway in the semipermeable membrane to allow release of the antihyperglycemic drug and the hypoglycemic drug.

In the preferred embodiment the antihyperglycemic drug is a biguanide such as metformin or a pharmaceutically acceptable salt and the hypoglycemic drug is a sulfonylurea, such as glipizide or a pharmaceutically acceptable salt thereof.

BRIEF DESCRIPTION OF THE DRAWINGS

FIG. 1 is a graph which depicts the dissolution profile in simulated intestinal fluid (SIF), pH 7.5 phosphate buffer of the formulation described in Example 1 as tested according to the procedure described in United States Pharmacopeia XXIII, Apparatus 2 @ 75 rpm.

FIG. 2 is a graph which depicts the dissolution profile in simulated intestinal fluid (SIF), pH 7.5 phosphate buffer of the formulation described in Example 2 as tested according to the procedure described in United States Pharmacopeia XXIII, Apparatus 2 @ 75 rpm.

DETAILED DESCRIPTION OF THE INVENTION

The term antihyperglycemic drug as used in this specification refers to drugs that are useful in controlling or managing noninsulin-dependent diabetes mellitus (NIDDM) by decreasing hepatic glucose production, decreasing intestinal absorption of glucose and/or improving insulin sensitivity. Preferably the antihyperglycemic drug is a biguanide such as

metformin or buformin or a pharmaceutically acceptable salt thereof such as metformin hydrochloride.

The term hypoglycemic drug as used in this specification refers to drugs that are useful in controlling or managing noninsulin-dependent diabetes mellitus (NIDDM) by stimulating the release of insulin from the pancreas. Preferably the hypoglycemic drug is a sulfonylurea compound such as glyburide, glipizide, glibornuride, glisoxepide, gliclazide, acetohexamide, chlorpropamide, tolazamide, tolbutamide, tolbutamide or mixtures thereof.

The binding agent may be any conventionally known pharmaceutically acceptable binder, but it is preferred that the binding agent be a water-soluble polymer such as polyvinyl pyrrolidone having a weight average molecular weight of 25,000 to 200,000. Other pharmaceutically acceptable water-soluble polymers include hydroxypropyl cellulose, hydroxyethyl cellulose, hydroxypropyl methylcellulose and the like. Mixtures of the water-soluble binders may also be used. The water-soluble binders comprise approximately about 0 to about 40% of the total weight of the core and preferably about 3-15% of the total weight of the core.

The absorption enhancer employed in the core can be any type of absorption enhancer commonly known in the art such as a fatty acid, a surfactant, a chelating agent, a bile salt or mixtures thereof. Examples of some preferred absorption enhancers are fatty acids such as capric acid, oleic acid and their monoglycerides, surfactants, especially alkyl sulfates,

such as sodium lauryl sulfate, sodium dodecyl sulfate and polysorbate 80, chelating agents such as citric acid and phytic acid. The core comprises approximately 1 to about 20% absorption enhancer based on the total weight of the core and most preferably about 2 to about 10% of the total weight of the core.

The core of the present invention which comprises the antihyperglycemic drug, the hypoglycemic drug, the binder which preferably is a pharmaceutically acceptable water-soluble polymer and the absorption enhancer is preferably formed by mixing and tableting techniques commonly known in the art. The core may also be formed by granulating the core ingredients and compressing the granules with or without the addition of a lubricant into a tablet. The tableting can be performed on a rotary press.

Other commonly known excipients may also be included into the core such as lubricants, pigments or dyes.

The homogeneous core is subsequently coated with a semipermeable membrane, preferably a modified polymeric membrane to form the controlled release tablet of the invention. The semipermeable membrane is permeable to the passage of an external fluid such as water and biological fluids and is impermeable to the passage of the antihyperglycemic drug and/or the hypoglycemic drug in the core. Materials that are useful in forming the semipermeable membrane are cellulose esters, cellulose diesters, cellulose triesters, cellulose ethers, cellulose ester-ether, cellulose acylate, cellulose diacylate, cellulose triacylate,

cellulose acetate, cellulose diacetate, cellulose triacetate, cellulose acetate propionate, cellulose acetate butyrate and ethylcellulose. Other suitable polymers are described in United States Patent Nos. 3,845,770, 3,916,899, 4,008,719, 4,036,228 and 4,112,10 which are incorporated herein by
5 reference. The most preferred semipermeable membrane material is cellulose acetate comprising an acetyl content of 39.3 to 40.3%, commercially available under the tradename CA 398-10 or CA 398-3 from Eastman Fine Chemicals.

In an alternative embodiment, the semipermeable membrane can be
10 formed from the above-described polymers and a flux enhancing agent. The flux enhancing agent increase the volume of fluid imbibed into the core to enable the dosage form to dispense substantially all of the antihyperglycemic drug and hypoglycemic drug through both the passageway and the porous membrane. The flux enhancing agent is a
15 water-soluble component such as sodium chloride, potassium chloride, sugar, sucrose, sorbitol, mannitol, polyethylene glycol (weight av. molecular weight 380-3700), propylene glycol, hydroxypropyl cellulose, hydroxypropyl methylcellulose and mixtures thereof. The preferred flux enhancer is PEG 400.

20 The flux enhancing agent comprises approximately 0 to 40% of the total weight of the coating, most preferably 2-20% of the total weight of the coating. The flux enhancing agent dissolves or leaches from the semipermeable membrane to form paths in the semipermeable membrane

for the fluid to enter the core and dispense the active ingredients from the core.

The semipermeable membrane may also be formed with commonly known excipients such a plasticizer. Some commonly known plasticizers
5 include adipate, azelate, enzoate, citrate, stearate, isoebucate, sebacate, triethyl citrate, tri-n-butyl citrate, acetyl tri-n-butyl citrate, citric acid esters, and those described in the Encyclopedia of Polymer Science and Technology, Vol. 10 (1969), published by John Wiley & Sons. The preferred plasticizer is triacetin but materials such as acetylated
10 monoglyceride, rape seed oil, olive oil, sesame oil, acetyltributylcitrate, acetyltriethylcitrate, glycerin sorbitol, diethyloxalate, diethylmalate, diethylfumarate, dibutylsuccinate, diethylmalonate, dioctylphthalate, dibutylsebacate, triethylcitrate, tributylcitrate, glyceroltributyrate, and the like. Depending on the particular plasticizer, amounts of from 0% to 25%, and
15 preferably 2 to 15% of the plasticizer can be used based upon the total weight of the coating.

As used herein the term passage way includes an aperture, orifice, bore, hole, weaken area or an erodible element such as a gelatin plug that erodes to form an osmotic passage way for the release of the
20 antihyperglycemic drug and hypoglycemic drug from the dosage form. A detailed description of the passageway can be found in United States Patent Nos. 3,845,770, 3,916,899, 4,034,758, 4,077,407, 4,783,337 and 5,071,607.

Generally, the membrane coating around the core will comprise from about 1-10% (theoretically) and preferably about 2-6% (theoretically) based on the total weight of the core and coating.

In a preferred embodiment the dosage form will have the following

5 composition:

		<u>Preferred</u>	<u>Most Preferred</u>
	CORE:		
	antihyperglycemic cpd	50-96%	75-93%
10	hypoglycemic cpd	0.05-3%	0.25-2%
	binder	0-40%	3-15%
	absorption enhancer	1-20%	2-10%
	COATING:		
15	semipermeable polymer	50-99%	75-95%
	plasticizer	0-25%	2-15%
	flux enhancer	0-40%	2-20%

20 The dosage forms prepared according to the present invention should exhibit the following dissolution profile when tested in a USP type 2 (paddle) apparatus at 75 rpms in 900 ml of simulated intestinal fluid (pH 7.5 phosphate buffer) and at 37°C:

ANTIHYPERGLYCEMIC RELEASE

25		<u>Preferred</u>	<u>Most Preferred</u>
	Time (hours)		
30	2	0-30%	0-25%
	4	10-50%	20-45%
	8	30-90%	45-90%
	12	NLT 50%	NLT 60%
	16	NLT 60%	NLT 70%

NLT = NOT LESS THAN

HYPOGLYCEMIC RELEASE

		<u>Preferred</u>	<u>Most Preferred</u>
	Time (hours)		
5	2	0-30%	0-25%
	4	10-50%	20-45%
	8	30-90%	45-90%
	12	NLT 50%	NLT 60%
	16	NLT 60%	NLT 70%
10	NLT = NOT LESS THAN		

In the preparation of the tablets of the invention, various conventional well known solvents may be used to prepare the granules and apply the external coating to the tablets of the invention. In addition, various diluents, excipients, lubricants, dyes, pigments, dispersants etc. which are disclosed in Remington's Pharmaceutical Sciences, 1995 Edition may be used to optimize the formulations of the invention. In the alternative, dry granulation techniques may be used to prepare the granules for making compressed tablets.

DESCRIPTION OF THE PREFERRED EMBODIMENTS**EXAMPLE 1**

A once a day controlled release tablet containing 850 mg of metformin HCl and 5 mg of glipizide and having the following formula is prepared as follows:

I	<u>Core</u>	<u>Weight %</u>
	metformin HCl	88.10%
	glipizide	0.52%
	povidone ¹ , USP	6.33%
5	sodium lauryl sulfate	4.56%
	magnesium stearate	0.50%

¹ approximate molecular weight = 1,000,000; dynamic viscosity (10%w/v solution at 20°C) = 300-700 m Pa s.

(a) Granulation

10 1321.46 g of metformin HCl and 67.01 g of sodium lauryl sulfate are delumped by passing the compounds through a 40 mesh screen and then mixed. 94.92 g of povidone, K-90, and 1.34 g of sodium lauryl sulfate are dissolved in 1,803.5 g of purified water and then 7.76 g of glipizide is dispersed in the solution. The mixture of metformin HCl and sodium lauryl
15 sulfate is then added to a top-spray fluidized bed granulator and granulated by spraying with the granulating solution of povidone, sodium lauryl sulfate and glipizide under the following conditions: product temperature: 35-45°C; atomization pressure: 1-3 bar; spray rate: 10-150 ml/min. Once the granulating solution is depleted and the granules are dried in the fluidized bed
20 coater until the loss on drying is less than 2%. The dried granules are then passed through a Comil equipped with a screen equivalent to 18 mesh.

(b) Tableting

7.50 g of magnesium stearate is passed through a 40 mesh stainless steel screen and blended with the metformin HCl/glipizide granules for approximately five (5) minutes. After blending, the granules are compressed
 5 on a rotary press fitted with 15/32" round standard concave punches.

(c) Seal Coating (optional)

The tablet or core is seal coated with an Opadry material or other suitable water-soluble material by first dissolving the Opadry material, preferably Opadry clear in purified water. The Opadry solution is then sprayed
 10 onto the tablet or core using a pan coater under the following conditions: exhaust air temperature of 38-42°C; atomization pressure of 28-40 psi; and spray rate of 10-150 ml/min. The core tablets are coated with the seal coating until a theoretical coating level of approximately 2% is obtained.

15	II	<u>Sustained Release Coating</u>	<u>Weight %</u>
		cellulose acetate (398-10) ²	85%
		triacetin	5%
		PEG 400 ³	10%

² acetyl content 39.3 - 40.3%

20 ³ weight av. molecular weight 380-420

(d) Sustained Release Coating

The cellulose acetate is dissolved in acetone while stirring with a homogenizer. The polyethylene glycol 400 and triacetin are added to the

cellulose acetate solution and stirred until a homogenous solution is obtained. The coating solution is then sprayed onto the seal coated tablets in a fluidized bed coater employing the following conditions: product temperature of 15-25°C; atomization pressure of approximately 1-2 bar; and a spray rate of 10-30 ml/min. This coating process continues until a theoretical coating level of approximately 3% is obtained.

Once the theoretical coating level is obtained, the sustained release coated tablets are dried in the fluidized bed coater for approximately 5 to 10 minutes. Then one hole is either mechanically drilled or laser drilled onto each side of the sustained release tablet.

The resulting tablets are tested in simulated intestinal fluid (pH 7.5) according to the procedure described in United States Pharmacopeia XXIII, Apparatus 2 (paddle) @ 75 rpm and found to have the following release profile:

15

METFORMIN HCl RELEASE

<u>TIME (hours)</u>	<u>% Released (pH 7.5)</u>
2	17
4	32
8	56
12	76
16	89

25

GLIPIZIDE RELEASE

<u>TIME (hours)</u>	<u>% Released (pH 7.5)</u>
2	22
4	37
8	57
12	76
16	90

30

The release profile in simulated intestinal fluid (pH 7.5) of the sustained release product prepared in this Example is shown in Figure 1.

EXAMPLE 2

5 A controlled release tablet containing 500 mg of metformin HCl and 5 mg of glipizide and having the following formula is prepared as follows:

I	<u>Core</u>	<u>Weight %</u>
	metformin HCl	87.77%
	glipizide	0.88%
10	povidone ⁴ , USP	6.31%
	sodium lauryl sulfate	4.54%
	magnesium stearate	0.50%

⁴ approximate molecular weight = 1,000,000 dynamic viscosity (10%w/v solution at 20°C) = 300-700 m Pa s.

15 **(a) Granulation**

5.266 kg of metformin HCl and 0.263 kg of sodium lauryl sulfate are delumped by passing the compounds through a 40 mesh screen and then mixed. 0.379 kg of povidone, K-90, 0.009 kg of sodium lauryl sulfate are dissolved in 7.201 kg of purified water and then 0.053 kg of glipizide is
20 dispersed in the solution. The mixture of metformin HCl and sodium lauryl sulfate is then added to a top-spray fluidized bed granulator and granulated by spraying with the granulating solution of povidone, sodium lauryl sulfate and glipizide under the following conditions: product temperature: 35-45°C;

atomization pressure: 1-3 bar; spray rate: 10-150 ml/min. Once the granulating solution is depleted and the granules are dried in the fluidized bed coater until the loss on drying is less than 2%. The dried granules are then passed through a Comil equipped with a screen equivalent to 18 mesh.

5 (b) Tableting

The granules are pressed into tablets according to the procedure outlined in Example 1 with the exception that 0.030 kg of magnesium stearate is employed.

(c) Seal Coating (optional)

10 The tablets are seal coated with an Opadry material or other suitable water-soluble material according to the procedure outlined in Example 1.

II	<u>Sustained Release Coating</u>	<u>Weight %</u>
	cellulose acetate (398-10) ⁵	85%
15	triacetin	5%
	PEG 400 ⁶	10%

⁵ acetyl content 39.3 - 40.3%

⁶ weight av. molecular weight 380-420

20 (d) Sustained Release Coating

The sustained release coating solution is prepared and applied to the seal coated tablets according to the procedure outlined in Example 1, with the

exception that the sustained release coating is applied to the seal coated tablets until a theoretical coating level of approximately 4.5% is obtained.

The resulting tablet is tested in simulated intestinal fluid (pH 7.5) according to the procedure described in United States Pharmacopeia XXIII, Apparatus 2 (paddle) @ 75 rpm and found to have the following release profile:

METFORMIN HCl RELEASE

	<u>TIME (hours)</u>	<u>% Released (pH 7.5)</u>
	2	23
10	4	41
	8	70
	12	92
	16	98

GLIPIZIDE RELEASE

	<u>TIME (hours)</u>	<u>% Released (pH 7.5)</u>
	2	23
	4	35
	8	56
20	12	75
	16	90

The release profile in SIF of the sustained release product prepared in this Example is shown in Figure 2.

While certain preferred and alternative embodiments of the invention have been set forth for purposes of disclosing the invention, modifications to the disclosed embodiments may occur to those who are skilled in the art. Accordingly, the appended claims are intended to cover all embodiments of the invention and modifications thereof which do not depart from the spirit and scope of the invention.

We claim:

1. A controlled release pharmaceutical tablet comprising:

(a) a core comprising:

- 5 (i) an antihyperglycemic drug;
- (ii) a hypoglycemic drug;
- (iii) a binding agent; and
- (iv) optionally, an absorption enhancer;

(b) optionally a seal coating layer around the core;

10 (c) a semipermeable membrane coating covering said core; and

(d) at least one passageway in the semipermeable membrane to allow the release of the antihyperglycemic drug and the hypoglycemic drug from the core to the environment of use.

15 2. A controlled release pharmaceutical tablet as defined in claim 1 wherein the antihyperglycemic drug is a biguanide.

3. A controlled release pharmaceutical tablet as defined in claim 2 wherein the antihyperglycemic drug is metformin or a pharmaceutically acceptable salt
20 thereof.

4. A controlled release pharmaceutical tablet as defined in claim 2 wherein the antihyperglycemic drug is buformin or a pharmaceutically acceptable salt thereof.
- 5 5. A controlled release pharmaceutical tablet as defined in claim 1 wherein the hypoglycemic drug is a sulfonylurea compound.
6. A controlled release pharmaceutical tablet as defined in claim 5 wherein the hypoglycemic drug is glipizide.
- 10 7. A controlled release pharmaceutical tablet as defined in claim 5 wherein the hypoglycemic drug is glyburide.
8. A controlled release pharmaceutical tablet as defined in claim 1 wherein
15 the binding agent is water-soluble.
9. A controlled release pharmaceutical tablet as defined in claim 1 wherein the water-soluble binding agent is selected from the group consisting of polyvinyl pyrrolidone, hydroxypropyl cellulose, hydroxyethyl cellose,
20 hydroxypropyl methycellulose or mixtures thereof.
10. A controlled release pharmaceutical tablet as defined in claim 9 wherein the water-soluble binding agent is polyvinyl pyrrolidone.

11. A controlled release pharmaceutical tablet as defined in claim 1 wherein the absorption enhancer is selected from the group consisting of fatty acids, surfactants, chelating agents, bile salts or mixtures thereof.

5 12. A controlled release pharmaceutical as defined in claim 1 wherein the absorption enhancer is a fatty acid selected from the group consisting of capric acid, oleic acid or their monoglycerides.

10 13. A controlled release pharmaceutical as defined in claim 1 wherein the absorption enhancer is a surfactant selected from the group consisting of sodium lauryl sulfate, sodium dodecyl sulfate and polysorbate 80.

14. A controlled release pharmaceutical as defined in claim 1 wherein the absorption enhancer is a chelating agent selected from the group consisting
15 of citric acid and phytic acid.

15. A controlled release pharmaceutical as defined in claim 1 wherein the absorption enhancer is a bile salt.

20 16. A controlled release pharmaceutical tablet as defined in claim 1 wherein the absorption enhancer is sodium lauryl sulfate.

17. A controlled release pharmaceutical tablet as defined in claim 1 wherein the semipermeable membrane around the core is a water-insoluble cellulose derivative.

5 18. A controlled release pharmaceutical tablet as defined in claim 17 wherein the water-insoluble cellulose derivative is cellulose acetate.

19. A controlled release pharmaceutical tablet as defined in claim 1 wherein semipermeable membrane comprises a flux enhancer.

10

20. A controlled release pharmaceutical tablet as defined in claim 19 wherein the flux enhancer is sodium chloride, potassium chloride, sugar, sucrose, sorbitol, mannitol, polyethylene glycol, propylene glycol, hydroxypropyl cellulose or mixtures thereof.

15

21. A controlled release pharmaceutical tablet as defined in claim 20 wherein the flux enhancer is polyethylene glycol with an average molecular weight between 380 and 420.

20 22. A controlled release pharmaceutical tablet as defined in claim 1 wherein the semipermeable membrane comprises a plasticizer.

23. A controlled release pharmaceutical tablet as defined in claim 22 wherein the plasticizer is triacetin.

24. A controlled release pharmaceutical tablet as defined in claim 1 wherein
5 at least two passageways are formed in the semipermeable membrane.

25. A controlled release pharmaceutical tablet as defined in claim 1 that exhibits the following dissolution profile when tested in a USP type 2 apparatus (paddle) at 75 rpms in 900 ml of simulated intestinal fluid (pH 7.5 phosphate
10 buffer) and at 37°C:

after 2 hours 0-30% of the antihyperglycemic drug is released;

after 4 hours 10-50% of the antihyperglycemic drug is released;

after 8 hours 30-90% of the antihyperglycemic drug is released;

after 12 hours not less than 50% of the antihyperglycemic drug is released;

15 and

after 16 hours not less than 60% of the antihyperglycemic drug is released;

and

after 2 hours 0-30% of the hypoglycemic drug is released;

after 4 hours 10-50% of the hypoglycemic drug is released;

20 after 8 hours 30-90% of the hypoglycemic drug is released;

after 12 hours not less than 50% of the hypoglycemic drug is released; and

after 16 hours not less than 60% of the hypoglycemic drug is released.

26. A controlled release pharmaceutical tablet as defined in claim 1 that exhibits the following dissolution profile when tested in a USP type 2 apparatus at 75 rpms in 900 ml of simulated intestinal fluid (pH 7.5 phosphate buffer) and at 37°C:

- 5 after 2 hours 0-25% of the antihyperglycemic drug is released;
after 4 hours 20-45% of the antihyperglycemic drug is released;
after 8 hours 45-90% of the antihyperglycemic drug is released;
after 12 hours not less than 60% of the antihyperglycemic drug is released;
and
- 10 after 16 hours not less than 70% of the antihyperglycemic drug is released;
and
after 2 hours 0-25% of the hypoglycemic drug is released;
after 4 hours 20-45% of the hypoglycemic drug is released;
after 8 hours 45-90% of the hypoglycemic drug is released;
- 15 after 12 hours not less than 60% of the hypoglycemic drug is released; and
after 16 hours not less than 70% of the hypoglycemic drug is released.

27. A controlled release pharmaceutical tablet which consisting essentially of:

- 20 (a) a core consisting essentially of:
 - (i) metformin or a pharmaceutically acceptable salt thereof;
 - (ii) glipizide
 - (iii) polyvinyl pyrrolidone; and

- (iv) sodium lauryl sulfate;
- (b) optionally a seal coat around the core,
- (c) a semipermeable membrane coating covering said core comprising:
 - (i) cellulose acetate;
 - 5 (ii) polyethylene glycol with an average molecular weight between 380 and 420; and
 - (iii) a plasticizer; and
- (d) at least one passageway in the semipermeable membrane to allow the release of the antihyperglycemic drug and hypoglycemic drug from the core to
- 10 the environment of use.

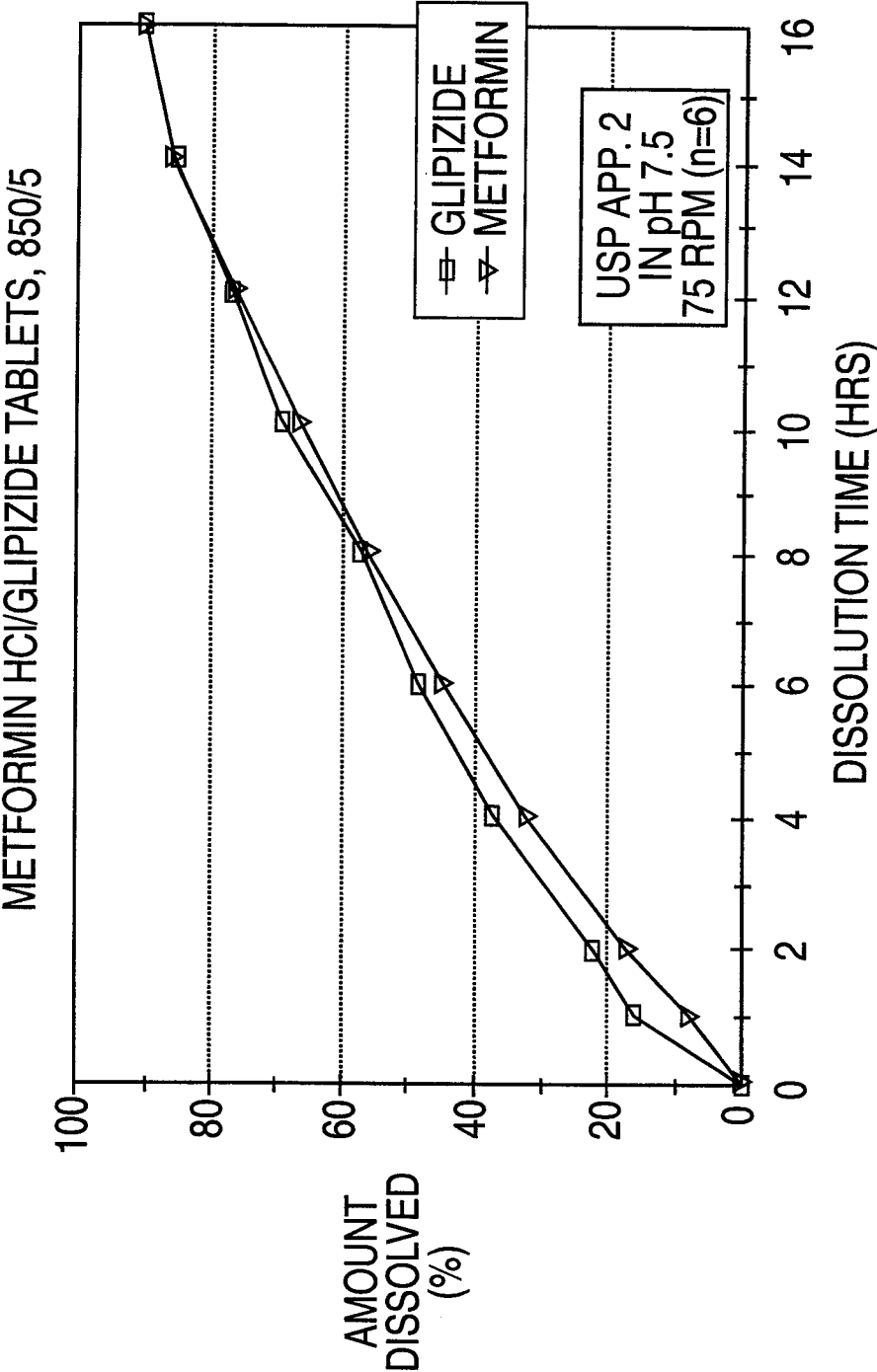


FIG. 1

2/2

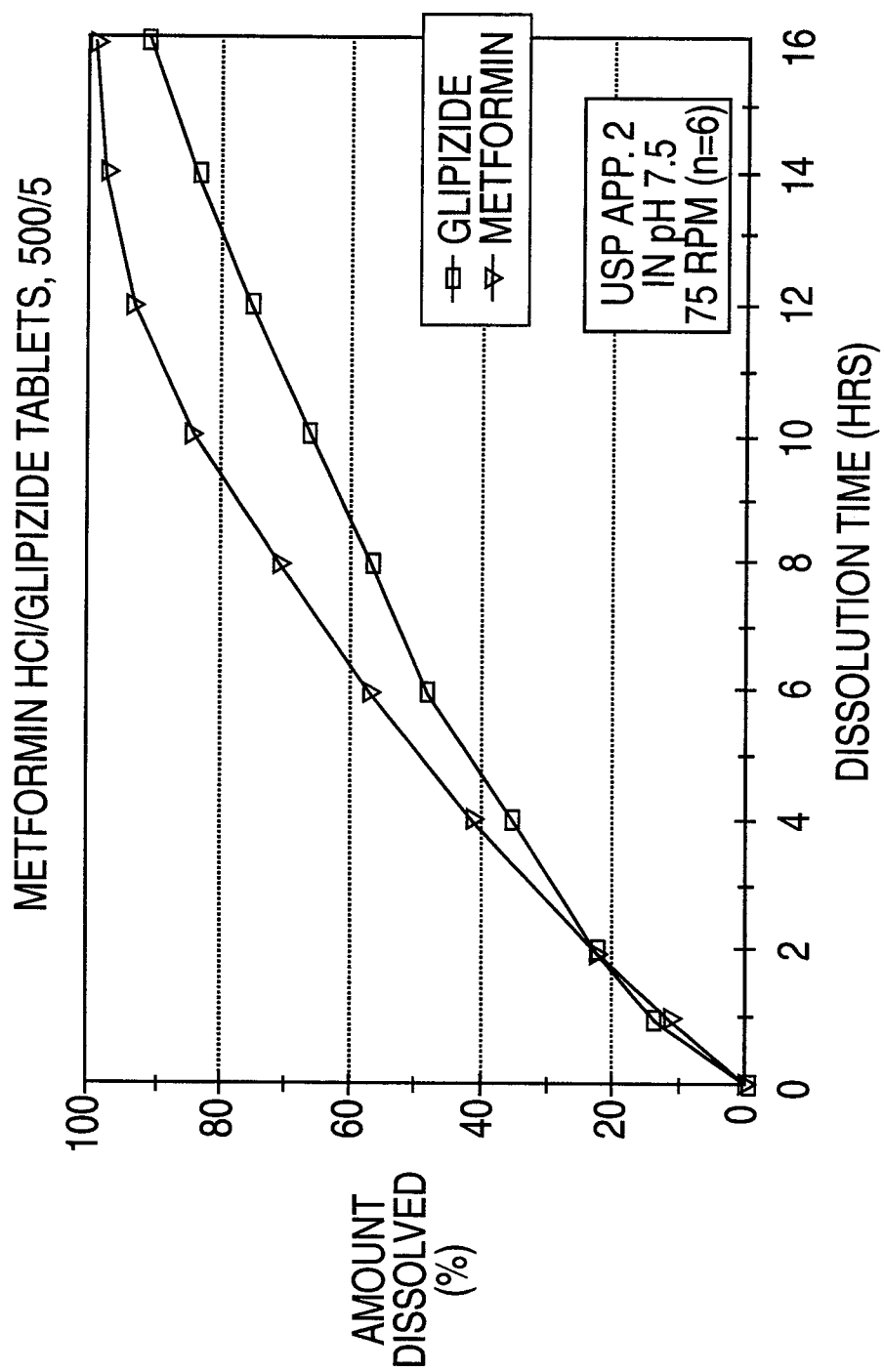


FIG. 2

INTERNATIONAL SEARCH REPORT

International Application No

PCT/US 99/19978

A. CLASSIFICATION OF SUBJECT MATTER

IPC 7 A61K31/64 A61K9/28 //(A61K31/64,31:155)

According to International Patent Classification (IPC) or to both national classification and IPC

B. FIELDS SEARCHED

Minimum documentation searched (classification system followed by classification symbols)

IPC 7 A61K

Documentation searched other than minimum documentation to the extent that such documents are included in the fields searched

Electronic data base consulted during the international search (name of data base and, where practical, search terms used)

C. DOCUMENTS CONSIDERED TO BE RELEVANT

Category	Citation of document, with indication, where appropriate, of the relevant passages	Relevant to claim No.
Y	WO 97 17975 A (GENTILI IST SPA ;BARELLI GIULIO (IT); REGIS MASSIMO DE (IT)) 22 May 1997 (1997-05-22) page 18, line 22 -page 20, line 1 page 20; example 1 ---	1-3,5, 8-10, 17-24
Y	WO 96 40080 A (ANDRX PHARMACEUTICALS INC) 19 December 1996 (1996-12-19) page 4, line 5 -page 5, line 26 page 5, line 34 page 12 -page 13; example 2 ---	1-3,5, 8-10, 17-24
A	WO 96 08243 A (BOEHRINGER MANNHEIM GMBH ;MOECKEL JOERN (DE); GABEL ROLF DIETER (D) 21 March 1996 (1996-03-21) page 4, line 15 -page 5, line 24 claim 1 ---	1-27
-/--		

☒ Further documents are listed in the continuation of box C.

☒ Patent family members are listed in annex.

Special categories of cited documents:

"A" document defining the general state of the art which is not considered to be of particular relevance

"E" earlier document but published on or after the international filing date

"L" document which may throw doubts on priority claim(s) or which is cited to establish the publication date of another citation or other special reason (as specified)

"O" document referring to an oral disclosure, use, exhibition or other means

"P" document published prior to the international filing date but later than the priority date claimed

"T" later document published after the international filing date or priority date and not in conflict with the application but cited to understand the principle or theory underlying the invention

"X" document of particular relevance; the claimed invention cannot be considered novel or cannot be considered to involve an inventive step when the document is taken alone

"Y" document of particular relevance; the claimed invention cannot be considered to involve an inventive step when the document is combined with one or more other such documents, such combination being obvious to a person skilled in the art.

"&" document member of the same patent family

Date of the actual completion of the international search

4 February 2000

Date of mailing of the international search report

10/02/2000

Name and mailing address of the ISA

European Patent Office, P.B. 5818 Patentlaan 2
NL - 2280 HV Rijswijk
Tel. (+31-70) 340-2040, Tx. 31 651 epo nl,
Fax: (+31-70) 340-3016

Authorized officer

Boulois, D

INTERNATIONAL SEARCH REPORT

International Application No

PCT/US 99/19978

C.(Continuation) DOCUMENTS CONSIDERED TO BE RELEVANT

Category	Citation of document, with indication, where appropriate, of the relevant passages	Relevant to claim No.
A	US 5 591 454 A (KUCZYNSKI ANTHONY L ET AL) 7 January 1997 (1997-01-07) cited in the application column 7 -column 8; example 1 ---	1-27
A	DE 21 24 256 A (DR CHRISTIAN BRUNNEGRÄBER CHEMISCHE FABRIK & CO GMBH) 30 November 1972 (1972-11-30) page 4; example 1 -----	1-17

INTERNATIONAL SEARCH REPORT

International application No.

PCT/US 99/19978

Box I Observations where certain claims were found unsearchable (Continuation of item 1 of first sheet)

This International Search Report has not been established in respect of certain claims under Article 17(2)(a) for the following reasons:

1. ☐ Claims Nos.:
because they relate to subject matter not required to be searched by this Authority, namely:
2. ☒ Claims Nos.: 1
because they relate to parts of the International Application that do not comply with the prescribed requirements to such an extent that no meaningful International Search can be carried out, specifically:
see FURTHER INFORMATION sheet PCT/ISA/210
3. ☐ Claims Nos.:
because they are dependent claims and are not drafted in accordance with the second and third sentences of Rule 6.4(a).

Box II Observations where unity of invention is lacking (Continuation of item 2 of first sheet)

This International Searching Authority found multiple inventions in this international application, as follows:

1. ☐ As all required additional search fees were timely paid by the applicant, this International Search Report covers all searchable claims.
2. ☐ As all searchable claims could be searched without effort justifying an additional fee, this Authority did not invite payment of any additional fee.
3. ☐ As only some of the required additional search fees were timely paid by the applicant, this International Search Report covers only those claims for which fees were paid, specifically claims Nos.:
4. ☐ No required additional search fees were timely paid by the applicant. Consequently, this International Search Report is restricted to the invention first mentioned in the claims; it is covered by claims Nos.:

Remark on Protest

- ☐ The additional search fees were accompanied by the applicant's protest.
- ☐ No protest accompanied the payment of additional search fees.

FURTHER INFORMATION CONTINUED FROM PCT/ISA/ 210

Continuation of Box I.2

Claims Nos.: 1

Present claim 1 relate to products defined by reference to a desirable characteristic or property, namely their pharmacological profiles ("antihyperglycemic" and "hypoglycemic"). However a compound cannot be defined exhaustively by its pharmacological profile or by its mechanism of action. Moreover, the use of the two expressions "antihyperglycemic" and "hypoglycemic" is confusing and does not correspond to a known and recognized pharmacological class.

The claims cover all compounds having this characteristic or property, whereas the application provides support within the meaning of Article 6 PCT and/or disclosure within the meaning of Article 5 PCT for only a very limited number of such compounds. In the present case, the claims so lack support, and the application so lacks disclosure, that a meaningful search over the whole of the claimed scope is impossible. Independent of the above reasoning, the claims also lack clarity (Article 6 PCT). An attempt is made to define the compounds by reference to their pharmacological profiles. Again, this lack of clarity in the present case is such as to render a meaningful search over the whole of the claimed scope impossible. Consequently, the search has been carried out for those parts of the claims which appear to be clear, supported and disclosed, namely those parts relating to the compounds claimed in claims 2-7, and those mentioned in the description at page 5 line 19 to page 6, line 9.

The applicant's attention is drawn to the fact that claims, or parts of claims, relating to inventions in respect of which no international search report has been established need not be the subject of an international preliminary examination (Rule 66.1(e) PCT). The applicant is advised that the EPO policy when acting as an International Preliminary Examining Authority is normally not to carry out a preliminary examination on matter which has not been searched. This is the case irrespective of whether or not the claims are amended following receipt of the search report or during any Chapter II procedure.

INTERNATIONAL SEARCH REPORT

information on patent family members

International Application No

PCT/US 99/19978

Patent document cited in search report	Publication date	Patent family member(s)	Publication date
WO 9717975 A	22-05-1997	IT MI952337 A	14-05-1997
		AU 7566896 A	05-06-1997
		BR 9611448 A	23-03-1999
		CA 2237571 A	22-05-1997
		EP 0869796 A	14-10-1998
		US 5922769 A	13-07-1999
WO 9640080 A	19-12-1996	US 5654005 A	05-08-1997
		AU 710110 B	16-09-1999
		AU 6042796 A	30-12-1996
		CA 2223014 A	19-12-1996
		EP 0835102 A	15-04-1998
		JP 11506774 T	15-06-1999
		NZ 310099 A	29-09-1999
WO 9608243 A	21-03-1996	DE 4432757 A	21-03-1996
		AU 3567295 A	29-03-1996
		EP 0781129 A	02-07-1997
		JP 10505604 T	02-06-1998
		US 5955106 A	21-09-1999
US 5591454 A	07-01-1997	US 5545413 A	13-08-1996
		US 5024843 A	18-06-1991
		US 5091190 A	25-02-1992
		AT 94393 T	15-10-1993
		AU 632859 B	14-01-1993
		AU 6417590 A	08-04-1991
		CA 2024502 A,C	06-03-1991
		DE 69003392 D	21-10-1993
		DE 69003392 T	13-01-1994
		DK 490991 T	29-11-1993
		EP 0490991 A	24-06-1992
		ES 2060199 T	16-11-1994
		GR 90100659 A,B	20-01-1992
		HK 116897 A	05-09-1997
		IE 62594 B	08-02-1995
		JP 2919964 B	19-07-1999
		JP 5500222 T	21-01-1993
		KR 157640 B	16-11-1998
		MX 171191 B	06-10-1993
		NO 303963 B	05-10-1998
		NZ 235127 A	25-02-1993
		PT 95169 A,B	22-05-1991
		WO 9103247 A	21-03-1996
DE 2124256 A	30-11-1972	NONE	